



The Coupling G-Link

Back in 1952 Gunnebo Industries launched the Coupling G-link. This invention changed the industry of lifting equipment. Prior to the G-link the standard was to use all-welded chain slings, an expensive and time consuming process as each and every chain sling ordered had to be assembled in the chain factory. With the G-link chain slings could be assembled in local sling shops closer to customers, creating more effective and flexible processes.

Besides a perfect design the G-link is equipped with a special pin retention system. The pin has a recession in the middle where the locking bush holding a helicoil shaped spring lies. The design of the pin, spring, and bush guarantees safe retention of the locking bush, in case the wire of the spring should break.

Clear markings

- Country of origin.
- Traceability code.
- Model, size and grade.

Quality is top priority

- Fatigue tested.
- Forged alloy steel.
- Quenched and tempered.
- Steel from european suppliers.
- 100 % proof load of each G-link.
- 100 % Eddy current testing of pins.
- 100 % dimension control of pins with vision technology.


Fluorescent color

- For high visibility in the field.
- Powder coated.



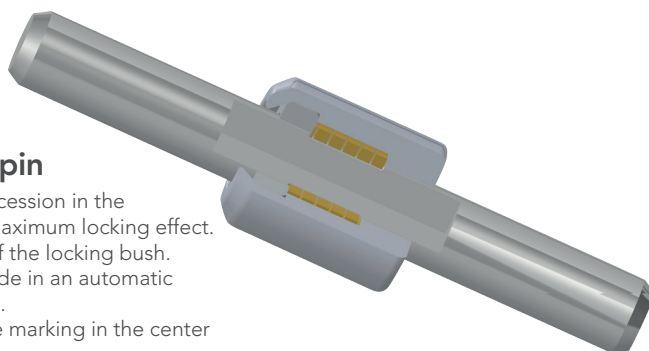
Safety is our highest priority

- To keep the pin securely in place every loop of the square shaped wire locking spring actively creates maximum locking effect.
- Every part of the locking spring – even if the wire should break – is still active to hold the pin.



The special pin

- The pin has a recession in the center to give maximum locking effect.
- Safe retention of the locking bush.
- The pins are made in an automatic turning machine.
- Batch and grade marking in the center of all G-links.

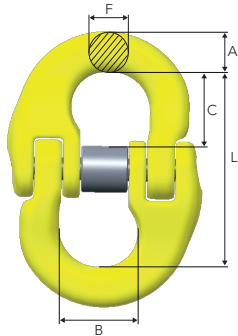


Heavy duty locking bush

- Thick walls and washer protecting the spring.
- Permanently pressed together in an automated process, reducing risk of breakage.
- Square shaped stainless steel spring.
- Elektrogalvanized or stainless steel depending on model.

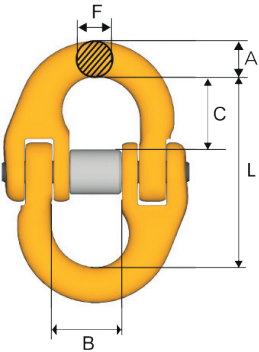
The G-Link Product Family

Coupling Link G - GrabiQ Grade 10



Art. no.	Code	WLL tonnes*	L	B	F	A	C	Weight kgs
Z100821	G-6-10	1.5	45	15	7	8	16	0.1
Z101358	G-7-10	2.0	56	18	9	11	22	0.2
Z100822	G-8-10	2.5	56	18	9	11	22	0.2
Z100823	G-10-10	4.0	68	25	12	13	26	0.3
Z100824	G-13-10	6.7	89	29	15	17	33	0.7
Z100825	G-16-10	10.0	106	36	19	20	40	1.4
Z101119	G-20-10	16.0	125	43	23	26	44	2.2
Z101339	G-22-10	20.0	152	50	26	28	59	3.5
Z101365	G-26-10	27.0	161	58	32	34	61	5.7
Z101666	G-32-10	40.0	200	70	38	40	77	9.5

Coupling Link G - Classic Grade 8**

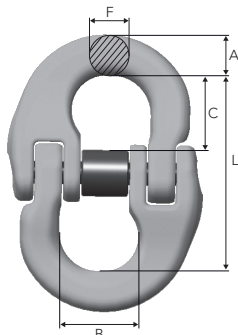


Art. no.	Code	WLL tonnes*	For chain dim.	L	B	F	A	C	Weight. kgs
Z622882	G-6-8	1.1	6	45	15	7	8	17	0.1
Z279333	G-7/8-8	2.0	7, 8	56	18	9	11	22	0.2
Z279430	G-10-8	3.2	10	68	25	11	13	26	0.3
Z279537	G-13-8	5.4	13	89	30	15	16	33	0.7
Z279634	G-16-8	8.2	16	105	36	19	20	40	1.2
Z279731	G-18/20-8	12.8	19	125	43	22	23	47	1.9
Z279838	G-22-8	15.5	22	152	50	24	26	59	3.0
Z349171	G-26-8	21.6	26	161	58	30	33	61	5.2
Z349189	G-32-8	32.8	32	200	70	38	40	77	9.5

**This product is also available with a straight pin without recession.

Coupling Link GF - Stain Proof**

High strength stainless steel.

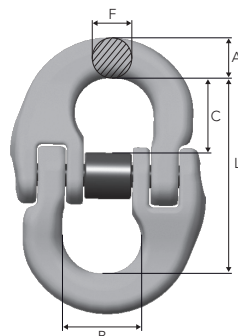


Art. no.	Code	WLL tonnes*	For chain dim.	L	B	F	A	C	Weight. kgs
B80202	GF-10-8 SP	3.2	10	68	25	11	13	26	0.3
B80203	GF-13-8 SP	5.4	13	89	30	15	16	33	0.7
B80204	GF-16-8 SP	8.2	16	105	36	19	20	40	1.2

**This product comes with a straight pin without recession.

Coupling Link G - Hot Dip Galvanized**

Hot Dip Galvanized according to EN 1461. Stain proof pin and bush.



Art. no.	Code	WLL tonnes*	For chain dim.	L	B	F	A	C	Weight. kgs
ZG100821	G-6-8 HDG	1.1	6	45	15	7	8	17	0.1
ZG100822	G-7/8-8 HDG	2.0	7, 8	56	18	9	11	22	0.2
ZG100823	G-10-8 HDG	3.2	10	68	25	11	13	26	0.3
ZG100824	G-13-8 HDG	5.4	13	89	30	15	16	33	0.7

**This product comes with a straight pin without recession.

*Safety factor 4:1

All dimensions in mm.