

HEAVY DUTY PIPE WRENCHES

The Heavy Duty wrenches from EGA Master are specially designed for the most demanding industrial applications such as mining, oil, aerospace and automotive industries.



Made of
accurate
ductile
casting APC

UNLIMITED GUARANTEE

1. Full floating forged hook jaw for fast ratcheting action.

2. Graduations on hook jaw show approximate size of opening for different pipe sizes.



3. Replaceable, twice hardened alloy steel jaws. Precision-milled, biased tooth design maximizes gripping strength and tool life.



4. Riveted jaw.



5. Adjustable opening by knurled nut for easy one-handed operation.

6. Large flange prevents nut from being inadvertently rotated when wrench is set down.



7. Extra large self-cleaning threads.



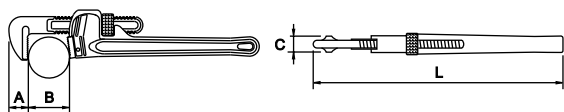
8. Ductile casting APC I-Beam handle with maximum strength and minimal weight, which exceeds in 180% the federal GGG-W-651-E Type II Class A standard requirements.

9. Wide gripping surface for increased comfort.

10. Month and year of manufacturing laser engraved on the tool for proper traceability.

11. Convenient hanging hole for easy storage. Enlarged handle end helps prevent slippage.

HEAVY DUTY PIPE WRENCH



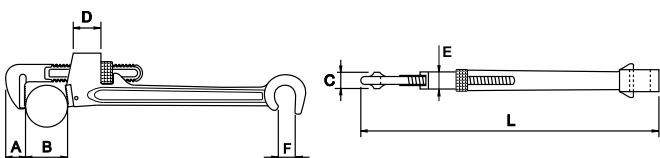
COD.		L (inch)	L (mm)	A (mm)	B (inch)	C (mm)	Kg		
61299	-	6	160	13	3/4	11	0,2		
61014		8	200	15	1	14	0,4		
61015		10	270	20	1.1/2	17	0,8		
61016	*	12	320	23	2	20	1,3		
61017		14	360	25		23	1,7		
61018		18	450	28	2.1/2	26	2,6		
61019		24	600	33	3	29	4,5		
61020		36	900	43	5	33	9,5		
61021	-	48	1200	55	6	35	14		
61045		60	1300	85	8	41	20		

*: Made of accurate ductile casting APC

Type II | Class A | GGG-W-651-E | Registered model



REFINERY PIPE AND VALVE WRENCH

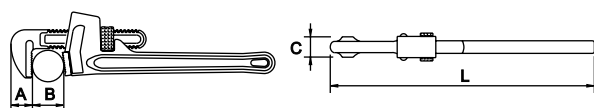


COD.	L (inch)	L (mm)	A (mm)	B (inch)	C (mm)	D (mm)	E (mm)	F (mm)	F (inch)	Kg		
57580	8		15	1/8-1	14	27	17	20	3/4	0,5		
57581	10	250	20		17		20	13	1/2	0,8	1	
57582	12	300	22	1/8-1.1/2	20	32	22			1,0		

Type II | Class A | GGG-W-651-E



RAP

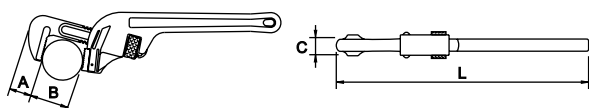


COD.	L (inch)	A (mm)	B (inch)	C (mm)	Kg		
61376	10	20	1.1/2	17	0,9	6	

Type II | Class A | GGG-W-651-E



OFFSET HEAVY DUTY PIPE WRENCH

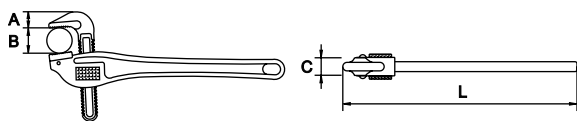


COD.	L (inch)	A (mm)	B (inch)	C (mm)	Kg		
61029	8	16	1	20	0,35		
61030	10	20	1.1/2	23	0,80	6	
61031	12	22	2	26	1,30		
61032	14	25		29	1,54	5	
61033	18	27	2.1/2	33	2,30	3	
61034	24	31	3	35	4,0	1	

Type VI | GGG-W-651-E



■ OFFSET PIPE WRENCH 90°

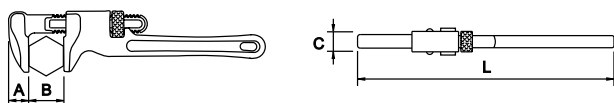


COD.	L (inch)	A (mm)	B (inch)	C (mm)	Kg		
61377	14	25	2	23	1,60	2	●
61378	18	29	2.1/2	26	2,70	1	-

Type II | Class A | GGG-W-651-E



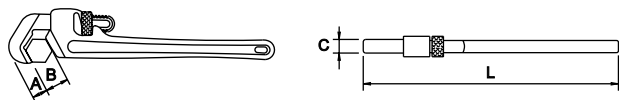
■ SPUD WRENCH



COD.	L (inch)	A (mm)	B (inch)	C (mm)	Kg		
61369	12	24	2.5/8	16	1,2	6	●



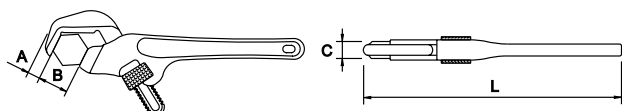
■ HEX PIPE WRENCH



COD.	L (inch)	A (mm)	B (inch)	C (mm)	Kg		
61368	14.1/2	29	5/8-1.1/4	14	2,1	3	●



■ HEXAGONAL OFFSET PIPE WRENCH



COD.	L (inch)	A (mm)	B (inch)	C (mm)	Kg		
61367	9.1/2	14	1.1/8-2.5/8	9,5	0,7	6	●



FEATURES

- 60" All 60" wrenches on the market have a length shorter than their nominal size as it is not a standardized measurement, in order to reduce their weight
- Forged movable jaw with ratchet effect
- Graduated jaw for quick adjustment
- Replaceable lower jaw made of steel alloy. Beveled teeth, precisely milled for optimal grip and greater durability
- Exceeds the specifications of the American standard GGG-W651e by 180%

TECHNICAL SPECIFICATIONS

MATERIAL	Handle	Ductile cast iron (nodular)
	Heel jaw	Steel alloy
	Movable jaw	Cr-V
HARDNESS	Handle	120-160Hb
	Heel jaw	55-60 HRC
	Teeth of the movable jaw	55-60 HRC
FINISHING	Handle	Painted in Epoxy powder red color RAL-2002 semi-texturized
	Heel & Movable jaw	Black finished

HEAVY DUTY ALUMINIUM



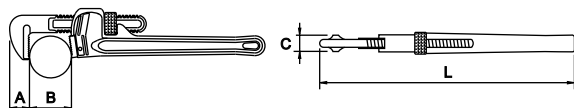
1. They are composed of **TITALUM®** special aluminium alloy, which makes the wrench up to 50% lighter.

2. **TITALUM®** alloy provides extra resistance, exceeding the strictest standard GGG-W-651 E, Type II Class C by more than 30%.

3. Electro Epoxy Powder. painting for additional **resistance to shock and friction**

4. Month and year of manufacturing laser engraved on the tool for proper traceability.

ALUMINIUM PIPE WRENCH



COD.	L (inch)	A (mm)	B (inch)	C (mm)	Kg		
61044	10	20	1.1/2	17	0,5	6	
61023	12	23	2	20	0,8		●
61024	14	25		23	0,9	3	
61025	18	28	2.1/2	26	1,6		
61026	24	33	3	29	2,5	1	-
61027	36	43	5	33	5,0		
61028	48	55	6	35	8,1		●



TITALUM® | Type II | Class C | GGG-W-651-E | Registered model

HEAVY DUTY ALUMINIUM SPARE PARTS



COD.	Description	L (inch)
85085	Spring Set	6
81022		8
81023		10
81024		12
81025		14
81026		18
81027		24
81028		36
81031		48
81674		60



COD.	Description	L (inch)
85083	Nut	6
81015		8
81016		10
81017		12
81018		14
81019		18
81020		24
81021		36
81030		48
81672		60

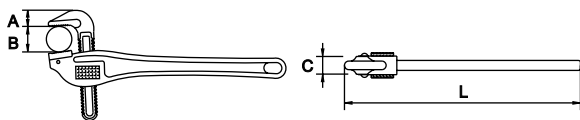


COD.	Description	L (inch)
85084	Heel Jaw	6
81008		8
81009		10
81010		12
81011		14
81012		18
81013		24
81014		36
81029		48
81673		60



COD.	Description	L (inch)
85082	Hook Jaw	6
81001		8
81002		10
81003		12
81004		14
81005		18
81006		24
81007		36
81000		48
81671		60

ALUMINIUM OFFSET PIPE WRENCH 90°



COD.	L (inch)	A (mm)	B (inch)	C (mm)	Kg		
61363	14	25	2	28	0,8	6	•
61364	18	28	2.1/2	39	1,2	2	-
61365	24	34	3	42	2,2	1	-

TITALUM® | Type II | Class C | GGG-W-651-E



OFFSET PIPE WRENCH 90° SPARE PART



COD.	Description	L (inch)
87096		14
87097	Spring Set	18
87098		24



COD.	Description	L (inch)
87099		14
87100	Nut	18
87101		24



COD.	Description	L (inch)
87102		14
87103	Heel Jaw	18
87104		24



COD.	Description	L (inch)
87105		14
87106	Hook Jaw	18
87107		24

KITS

COD.	L (inch)	PCS.	COD. PCS.
88962	14		87096, 87099, 87102, 87105
88963	18	4	87097, 87100, 87103, 87106
88964	24		87098, 87101, 87104, 87107

FEATURES

- 60" All 60" wrenches on the market have a length shorter than their nominal size as it is not a standardized measurement, in order to reduce their weight
- Forged movable jaw with ratchet effect
- Graduated jaw for quick adjustment
- Replaceable lower jaw made of steel alloy. Beveled teeth, precisely milled for optimal grip and greater durability
- Exceeds the specifications of the American standard GGG-W651e by 180%

TECHNICAL SPECIFICATIONS

MATERIAL	Handle	Cast aluminium alloy titalum®
	Heel jaw	Steel alloy
	Movable jaw	Forged steel
HARDNESS	Handle	100-110Hb
	Heel jaw	55-60 HRC
	Teeth of the movable jaw	55-60 HRC
FINISHING	Handle	Painted in grey color with metal powder semi-texturized
	Heel & Movable jaw	Black finished